



HOME ASSIGNMENT
M.D Dayanand Model School Nakodar
CLASS 2nd

Dear Parents,

We wish you and your child a very exciting summer vacation. It's time to enjoy and create bond with family, friends & relatives. To utilize this time in the most constructive way, the summer assignment has been designed keeping in mind to offer your child an experiential, learning ideas, activities and an opportunity to spend happy time together.

The summer vacation will start from 31.05.23 to 9.07.23.

School will reopen on Monday i.e 10.07.23.

Maths

- *Learn and write tables 2 to 10 on your maths notebook.
- *Revise book page no 1 to 36.
- *Solve the worksheet and paste it on your notebook.

Project work

- *Make a chart on Addition (Roll No- 1 to 18), Subtraction (Roll No- 19 to 35) for **Aryabhata**.
- *Make a clock with the help of matchsticks, straw, numbers, paper plate for **Newton**.
- *Make a Abacus with the help of wood, cardboard etc only for **Marie curie**
- *Make a Model on Fraction with the help of coloured paper etc for **Darwin**.

Punjabi

- 1) ਪੰਜਾਬੀ ਵਰਣਮਾਲਾ ਓ ਤੋ ਲ ਤੱਕ (3 ਵਾਰੀ)
- 2) ਅਖ਼ਬਾਰ ਦੇ ਵਿੱਚੋਂ ਇੱਕ ਪੈਰਾ ਕੱਟਕੇ ਆਪਣੀ ਕਾਪੀ ਤੇ ਚਿਪਕਾਉ ਅਤੇ ਉਸ ਵਿੱਚੋਂ ਮੁਕਤਾ, ਕੰਨਾ, ਸਿਹਾਰੀ, ਬਿਹਾਰੀ ਦੇ 20-25 ਸ਼ਬਦ ਲਿਖੋ।

- 3) ਸੁਲੇਖ 10 ਪੇਜ ਸੁੰਦਰ ਸੁੰਦਰ ਕਰਕੇ ਲਿਖੋ ।
- 4) ਓ ਤੋ ਵ (Flash card) **(For Aryabhata)**
- 5) ਟ ਤੋ ਮ (Flash card) **(For Newton)**
- 6) ਯ ਤੋ ਲ (Flash card) **(For Marie Curie)**
- 7)

For Darwin	Roll No
ਦੋ ਅਖੱਰੀ ਸ਼ਬਦ	1 to 5
ਤਿੰਨ ਅਖੱਰੀ ਸ਼ਬਦ	6 to 10
ਚਾਰ ਅਖੱਰੀ ਸ਼ਬਦ	11 to 15
ਕੰਨਾ ਮਾਤਰਾ ਸ਼ਬਦ	16 to 20
ਸਿਹਾਰੀ ਮਾਤਰਾ ਸ਼ਬਦ	21 to 25
ਬਿਹਾਰੀ ਮਾਤਰਾ ਸ਼ਬਦ	26 to 30

English

*Revise Chapter -1 to 6

*Learn Poem – The Rainbow (English Reader page no -33)

Activity -1

PROJECT WORK

Make one Flash card each (8 inch by 8 inch using cardboard ,white sheet ,colours, colourful tap etc.) on given sound blends..

For Section Aryabhata –sound ‘ar’ (page.17)

For Section Newton - sound ‘ai’ (page22)

For Section Marie Curie –sound ‘ou’(page 28)

For Section Darwin --- sound ‘tch’ (page 34)



Activity -2






















ABC of YOGA (sheet attached)

Follow the ABC of Yoga and try to perform all Asanas.See the picture for reference. Do not forget to get yourself clicked. Make a collage of your clicked photographs and paste it in your scrap book.

Activity -2

 the **ABCs** of **YOGA**

 A Airplane	 B Butterfly	 C Cobra	 D Dog	 E Easy Pose
 F Frog	 G Grasshopper	 H Happy Baby	 I Inhale	 J Jack-in-the-Box
 K Kite	 L Lion	 M Mouse	 N New Pose	 O Otter
 P Peacock	 Q Queen	 R Rag Doll	 S Swan	 T Triangle
 U Unicorn	 V Volcano	 W Waterfall	 X Y	 Z Zero

©2009 Teresa Anne Power | www.abcyogaforkids.com | 213-928-5584 | teresa@abcyogaforkids.com

Activity -3

Make a chart on given topics

Roll no. 1 to 12 – NAMING WORDS

Roll no. 13 to 24 – DESCRIBING WORDS

Roll no. 25 to 35 – OPPOSITE WORDS

Activity -4

English Moral Story

Listen these stories and fill in the given particulars in given sheet.

1. <https://youtu.be/Xtp0CMb3afQ>
2. <https://youtu.be/s6VAqv6Rz54>
3. https://youtu.be/WX_dyaCnbk0

Directions :- * Click on the above links
* Listen all the stories carefully.
* Answer the following questions about any one story of your choice.

Name the main character of the story

Write any three naming words

Write any one pair of rhyming words

Write any three new words that you learnt

* Solve the given worksheet of Use of a/an and paste it in your English notebook.

M.D Dayanand Model School

ENGLISH WORKSHEET

CLASS:- IInd

☆ Use 'A' or 'An' for the following:-

- | | | | | | | | |
|----|---|----------------------|------------|----|--|----------------------|---------|
| 1 |  | <input type="text"/> | orange | 13 |  | <input type="text"/> | igloo |
| 2 |  | <input type="text"/> | apple | 14 |  | <input type="text"/> | giraffe |
| 3 |  | <input type="text"/> | umbrella | 15 |  | <input type="text"/> | banana |
| 4 |  | <input type="text"/> | rabbit | 16 |  | <input type="text"/> | uncle |
| 5 |  | <input type="text"/> | bus | 17 |  | <input type="text"/> | flower |
| 6 |  | <input type="text"/> | university | 18 |  | <input type="text"/> | ear |
| 7 |  | <input type="text"/> | desk | 19 |  | <input type="text"/> | bear |
| 8 |  | <input type="text"/> | elephant | 20 |  | <input type="text"/> | ring |
| 9 |  | <input type="text"/> | sheep | 21 |  | <input type="text"/> | arm |
| 10 |  | <input type="text"/> | lemon | 22 |  | <input type="text"/> | farmer |
| 11 |  | <input type="text"/> | egg | 23 |  | <input type="text"/> | eye |
| 12 |  | <input type="text"/> | uniform | 24 |  | <input type="text"/> | eraser |

EVS

1. Paste 5-5 pictures of healthy food and junk food and write 3-4 lines on healthy food and junk food.
2. Paste 5-5 pictures of food items that we get from plants and animals.
3. **Hygienic Kit:** Make a pouch by collecting different things used for personal hygiene.
4. Paste different types of fabrics of clothes .(Cotton, Jute, wool, silk etc)

Note:- EVS work should be done in scrapbook.

हिन्दी

- * भाषा माधुरी पाठ-2 से 8 तक का पठन करे । पाठ 2 से 8 के कोई 50 कठिन शब्द लिखें ।
- * जन्मदिन पर आमंत्रण पत्र मित्र/सहेली के लिए कार्ड बनाए ।
- * शहर याँ गाँव के यातायात के साधन का चित्र बना कर उन पर 5-5 पंक्तियाँ लिखे।
- * गमले में पौधा लगाए और उसका नियमित ध्यान रखने के बाद विद्यालय लाएं ।

PROJECT WORK: Make a chart on following topics:

- * संज्ञा(Roll No- 1 to 18) / विलोम शब्द (Roll No- 19 to 35) (For Aryabhata)
- * समान लय वाले शब्द (Roll No- 1 to 18) / मौसम (Roll No- 19 to 35) (For Newton)
- * वचन बदलो(Roll No- 1 to 18) / धरती बचाए (Roll No- 19 to 35) (For Marie Curie)
- * लिंग बदलो(Roll No- 1 to 18) / संज्ञा(Roll No- 19 to 35) (For Darwin)



Combine Activity for all subjects:



Eng: 1) See the above picture carefully and complete the following sentences:

- a) A small cat is _____.
- b) The children are looking _____.
- c) The sky is _____.
- d) The birds are _____.
- e) The colour of the crow is _____.
- f) The flowers are _____.

2) Write the different colours that you are seeing in the picture.

3) Write six lines on given picture.

4) See the picture carefully and find different naming words. Also write in the given table.

Person	Place	Animals/Bird	Thing

- EVS:** a) Name the food items that the children are eating in the picture.
b) Which part of body is used by the children while doing activities?
c) Which weather are you seeing in this picture?

Maths: a) See the given picture carefully and fill the particular in given table:

Living –Non Living Things	Count	Number Name

b) Count the number of things and also write the ordinal number.

Punjabi: ਮੁਕਤਾ ਅਤੇ ਕੰਨਾ, ਸਿਹਾਰੀ ਅਤੇ ਬਿਹਾਰੀ ਦੀ ਮਾਤਰਾ ਵਾਲੇ 5-5 ਸ਼ਬਦ ਲਿਖੋ।

Hindi: a) चित्र वर्णन , फलों के नाम, कोई दो फलों के बारे में पंक्तियाँ लिखे ।

b) संज्ञा शब्द छाँट कर लिखो ।

3 Digit Additions

$$\begin{array}{r} [1] \\ 227 \\ + 445 \\ \hline \\ \hline \end{array}$$

$$\begin{array}{r} [2] \\ 198 \\ + 360 \\ \hline \\ \hline \end{array}$$

$$\begin{array}{r} [3] \\ 212 \\ + 404 \\ \hline \\ \hline \end{array}$$

$$\begin{array}{r} [4] \\ 149 \\ + 226 \\ \hline \\ \hline \end{array}$$

$$\begin{array}{r} [5] \\ 253 \\ + 150 \\ \hline \\ \hline \end{array}$$

$$\begin{array}{r} [6] \\ 358 \\ + 461 \\ \hline \\ \hline \end{array}$$

$$\begin{array}{r} [7] \\ 376 \\ + 396 \\ \hline \\ \hline \end{array}$$

$$\begin{array}{r} [8] \\ 377 \\ + 195 \\ \hline \\ \hline \end{array}$$

$$\begin{array}{r} [9] \\ 105 \\ + 360 \\ \hline \\ \hline \end{array}$$

$$\begin{array}{r} [10] \\ 262 \\ + 281 \\ \hline \\ \hline \end{array}$$

$$\begin{array}{r} [11] \\ 140 \\ + 143 \\ \hline \\ \hline \end{array}$$

$$\begin{array}{r} [12] \\ 436 \\ + 458 \\ \hline \\ \hline \end{array}$$

Arrange the following numbers in ascending and descending order in the boxes given below:

Ascending Order

235

532

523

325

Four empty green boxes for writing the numbers in ascending order.

Descending Order

698

689

968

869

Four empty red boxes for writing the numbers in descending order.

Descending Order

516

615

165

156

Four empty pink boxes for writing the numbers in descending order.

Ascending Order

705

507

750

570

Four empty orange boxes for writing the numbers in ascending order.

WORKSHEET

1. लिंग बदलो -

बकरा - _____

आदमी - _____

चूहा - _____

मोर - _____

बंदर - _____

शेर - _____

घोडा - _____

हाथी - _____

2. वचन बदलो -

कार - _____

तलवार - _____

कपडा - _____

गधा - _____

मेज - _____

सलवार - _____

गाय - _____

पतंग - _____

3. विलोम शब्द -

अपना - _____

रात - _____

ऊपर - _____

काला - _____

दौड़ना - _____

खुश - _____

राजा - _____

कायर - _____

WORKSHEET

संज्ञा

नीचे लिखे वाक्यों में से संज्ञा शब्द रेखांकित करें -

क - रीमा खाना खा रही है।



ख - रमेश पतंग उड़ा रहा है।



ग - कोयल गाना गा रही है।



घ - मछली तालाब में तैर रही है।


च - अभय खेत में काम कर रहा है।



छ - राधा आम खाती है।

Label different parts of body in given figure:

Parts of body



hair	eye	waist	hand	knee	elbow
shoulder	foot	lip	neck	fingers	ear

ਅੱਖਰਾਂ ਨੂੰ ਚਿੱਤਰ ਦੇਖ ਕੇ ਸਹੀ ਰੂਪ ਵਿੱਚ ਲਿਖੋ:



ਰ ਘ



ਕ ਸ ਤ



ਤ ਰ ਕ ਸ



ਰ ਗਾ ਜ




ਖ ਰ ਅ ਬਾ



ੜਾ ਘ



ਆ ਪਿ ਜ



ਚ ਮਿ ਰ

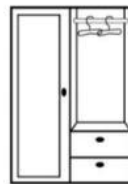


ਕਿ ਤੀ ਸ਼




ਵਾ ਦੀ

11.



ਮਾ ਅ ਰੀ ਲ

12.



ਤਿ ਲੀ ਤ